








Zoe Rainbow Paw Keyring Charm



A rainbow paw odd count peyote keyring charm using the cymbal Fres II Setting (CYM-M11-012206)

Bead List

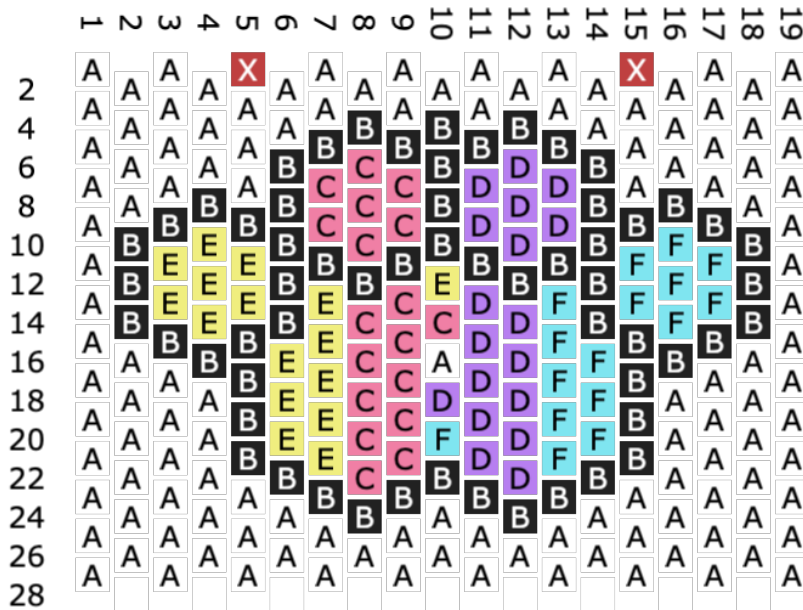
Bead	Symbol	Count	Description
	B	59	Black
	C	18	Pink
	E	16	Yellow
	F	16	Blue
	D	18	Purple
	A	128	Silver Lined Clear
	X	2	Fres II

Beading Instructions

This project uses odd-count peyote.

I recommend reinforcing the stitching around the Fres II setting

Pattern Diagram



Word Chart

Rows 1 and 2: → 4A, 1X, 9A, 1X, 4A

Row 3: ← 10A

Row 4: → 3A, 3B, 3A

Row 5: ← 3A, 4B, 3A

Row 6: → 2A, 1B, 1C, 1B, 1D, 1B, 2A

Row 7: ← 3A, 2D, 2C, 3A

Row 8: → 1A, 2B, 1C, 1B, 1D, 2B, 1A

Row 9: ← 1A, 2B, 2D, 2C, 2B, 1A

Row 10: → 1B, 1E, 1B, 1C, 1B, 1D, 1B, 1F, 1B

Row 11: ← 1A, 2F, 4B, 2E, 1A

Row 12: → 1B, 1E, 2B, 1E, 2B, 1F, 1B

Row 13: ← 1A, 3F, 1D, 1C, 3E, 1A

Row 14: → 1B, 1E, 1B, 2C, 1D, 1B, 1F, 1B

Row 15: ← 1A, 2B, 1F, 1D, 1C, 1E, 2B, 1A

Row 16: → 1A, 1B, 1E, 1C, 1A, 1D, 1F, 1B, 1A

Row 17: ← 2A, 1B, 1F, 1D, 1C, 1E, 1B, 2A

Row 18: → 2A, 1E, 1C, 2D, 1F, 2A

Row 19: ← 2A, 1B, 1F, 1D, 1C, 1E, 1B, 2A

Row 20: → 2A, 1E, 1C, 1F, 1D, 1F, 2A

Row 21: ← 2A, 1B, 1F, 1D, 1C, 1E, 1B, 2A

Row 22: → 2A, 1B, 1C, 1B, 1D, 1B, 2A

Row 23: ← 3A, 4B, 3A

Row 24: → 3A, 1B, 1A, 1B, 3A

Row 25: ← 10A

Row 26: → 9A

Row 27: ← 10A

Credits

Designed by Lynda Taylor
Banjos Bead House September 2023