








Zoe Rainbow Paw Keyring Charm



A rainbow paw odd count peyote keyring charm using the cymbal Fres II Setting (CYM-M11-012206)

Bead List

Bead	Symbol	Count	Description
	B	59	Black
	C	18	Pink
	E	16	Yellow
	F	16	Blue
	D	18	Purple
	A	128	Silver Lined Clear
	X	2	Fres II

Beading Instructions

This project uses odd-count peyote.

I recommend reinforcing the stitching around the Fres II setting

Pattern Diagram

	1	2	3	4	5	6	7	8	9	10	11	12	13	14	15	16	17	18	19	
2																				
4	A	A	A	A	A	A	A	A	A	A	A	A	A	A	A	A	A	A	A	A
6	A	A	A	A	A	A	B	B	B	B	B	B	B	B	B	B	B	B	B	B
8	A	A	A	A	B	E	E	C	C	C	F	D	D	F	F	F	F	F	F	F
10	A	A	A	A	B	E	E	C	C	C	D	D	D	F	F	F	F	F	F	F
12	A	A	A	A	B	E	E	C	C	C	D	D	D	F	F	F	F	F	F	F
14	A	B	B	B	B	E	E	C	C	C	A	D	D	F	F	F	B	B	B	B
16	A	B	E	E	E	B	E	C	C	C	E	D	D	B	B	F	F	F	F	F
18	A	B	E	E	E	B	B	B	B	B	B	B	B	B	B	F	F	F	F	F
20	A	A	B	B	B	B	C	C	C	C	B	D	D	D	B	B	B	B	B	B
22	A	A	A	A	A	B	C	C	C	C	B	D	D	D	B	B	B	B	B	B
24	A	A	A	A	A	A	B	C	B	B	B	B	D	B	B	B	B	B	B	B
26	A	A	A	A	A	A	A	B	A	A	A	A	B	A	A	A	A	A	A	A
28	A	A	A	A	X	A	A	A	A	A	A	A	A	A	X	A	A	A	A	A

Word Chart

Rows 1 and 2: → 1A, 1*, 1A, 1*, 1A, 1*, 1A, 1*, 1A, 1*, 1A, 1*, 1A, 1*, 1A, 1*, 1A, 1*, 1A, 1*, 1A

Row 3: ← 9A

Row 4: → 10A

Row 5: ← 3A, 1B, 1A, 1B, 3A

Row 6: → 3A, 4B, 3A

Row 7: ← 2A, 1B, 1D, 1B, 1C, 1B, 2A

Row 8: → 2A, 1B, 1E, 1C, 1D, 1F, 1B, 2A

Row 9: ← 2A, 1F, 1D, 1F, 1C, 1E, 2A

Row 10: → 2A, 1B, 1E, 1C, 1D, 1F, 1B, 2A

Row 11: ← 2A, 1F, 2D, 1C, 1E, 2A

Row 12: → 2A, 1B, 1E, 1C, 1D, 1F, 1B, 2A

Row 13: ← 1A, 1B, 1F, 1D, 1A, 1C, 1E, 1B, 1A

Row 14: → 1A, 2B, 1E, 1C, 1D, 1F, 2B, 1A

Row 15: ← 1B, 1F, 1B, 1D, 2C, 1B, 1E, 1B

Row 16: → 1A, 3E, 1C, 1D, 3F, 1A

Row 17: ← 1B, 1F, 2B, 1E, 2B, 1E, 1B

Row 18: → 1A, 2E, 4B, 2F, 1A

Row 19: ← 1B, 1F, 1B, 1D, 1B, 1C, 1B, 1E, 1B

Row 20: → 1A, 2B, 2C, 2D, 2B, 1A

Row 21: ← 1A, 2B, 1D, 1B, 1C, 2B, 1A

Row 22: → 3A, 2C, 2D, 3A

Row 23: ← 2A, 1B, 1D, 1B, 1C, 1B, 2A

Row 24: → 3A, 4B, 3A

Row 25: ← 3A, 3B, 3A

Row 26: → 10A

Row 27: ← 9A

Row 28: → 2A, 1X, 4A, 1X, 2A

* = space between beads

Credits

Designed by Lynda Taylor
Banjos Bead House September 2023