





# Zoe Paw Delica Ring



A simple even count peyote ring designed to match the Zoe Paw Charm

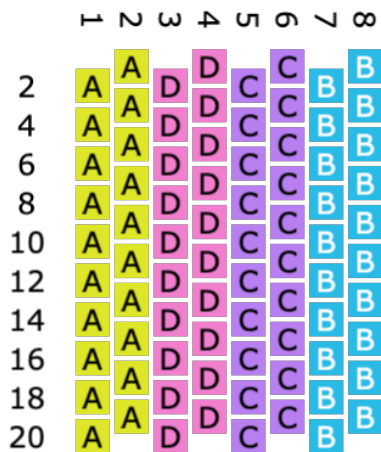
# Bead List

<b>Bead</b>	<b>Symbol</b>	<b>Count</b>	<b>Description</b>
	A	20	Yellow
	B	20	Blue
	C	20	Purple
	D	20	Pink

## Beading Instructions

A short section is shown, keep stitching until you have a length to fit your finger and then zip together

# Pattern Diagram



## Word Chart

Rows 1 and 2: → 2A, 2D, 2C, 2B

Row 3: ← 1B, 1C, 1D, 1A

Row 4: → 1A, 1D, 1C, 1B

Row 5: ← 1B, 1C, 1D, 1A

Row 6: → 1A, 1D, 1C, 1B

Row 7: ← 1B, 1C, 1D, 1A

Row 8: → 1A, 1D, 1C, 1B

Row 9: ← 1B, 1C, 1D, 1A

Row 10: → 1A, 1D, 1C, 1B

Row 11: ← 1B, 1C, 1D, 1A

Row 12: → 1A, 1D, 1C, 1B

Row 13: ← 1B, 1C, 1D, 1A

Row 14: → 1A, 1D, 1C, 1B

Row 15: ← 1B, 1C, 1D, 1A

Row 16: → 1A, 1D, 1C, 1B

Row 17: ← 1B, 1C, 1D, 1A

Row 18: → 1A, 1D, 1C, 1B

Row 19: ← 1B, 1C, 1D, 1A

Row 20: → 1A, 1D, 1C, 1B

## Credits

Designed by Lynda Taylor  
Banjos Bead House - September 2023